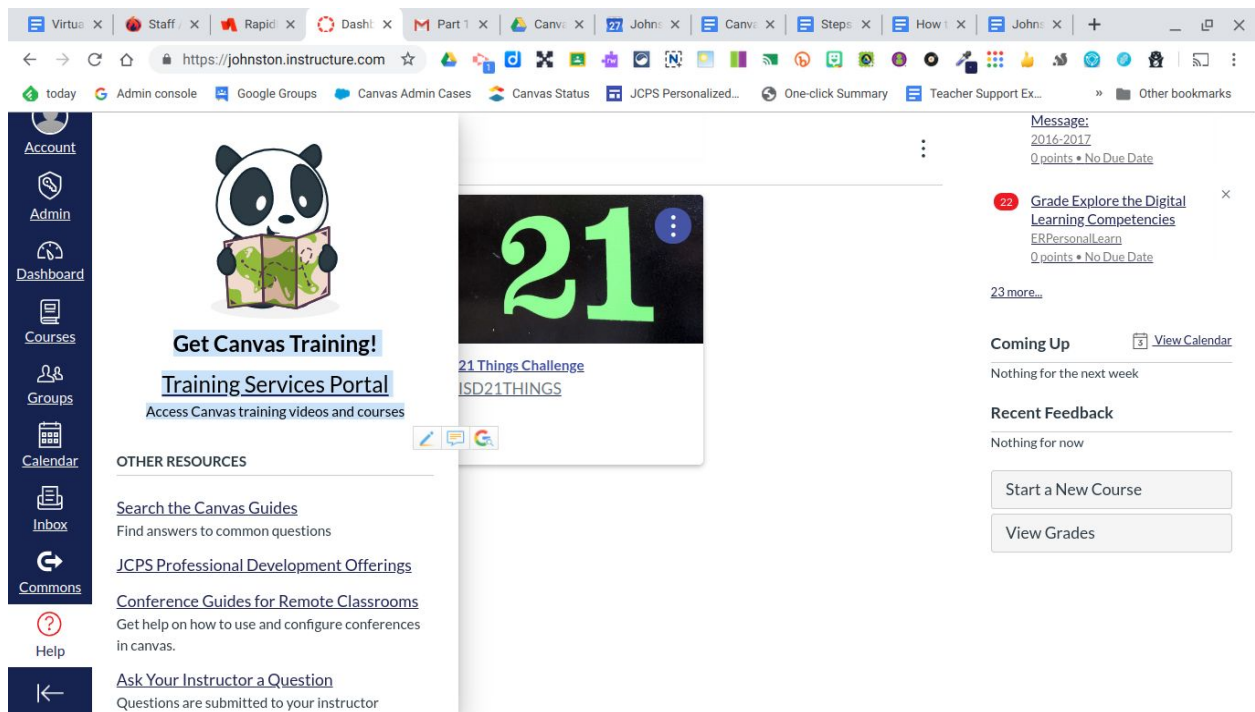


# Accessing Additional Canvas Training For Teachers

Sign into NCEdCloud and click on the Red Canvas Icon in your applications

Once you get into Canvas, click “Help” on the left sidebar and click “Training Services Portal”



Click “Authorize”



## Training Portal

Training Portal is requesting access to your account.

You are authorizing this app as [Amy Walker](#).

Your email address is Amy.Walker@ashe.k12.nc.us.

Cancel

Authorize

Click "Start Tutorial"



### Welcome

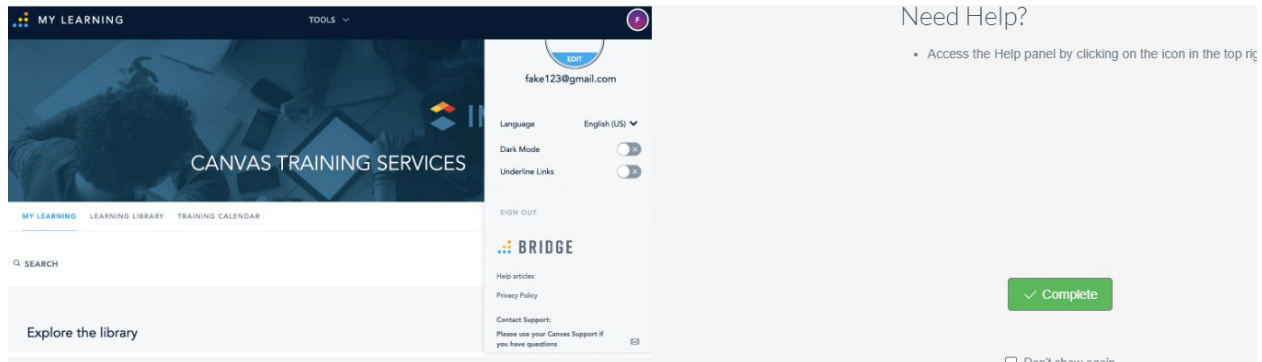
After this Tutorial, you will be able to:

- View available trainings
- Understand the difference between live and courses
- Register for trainings
- Find additional help and resources

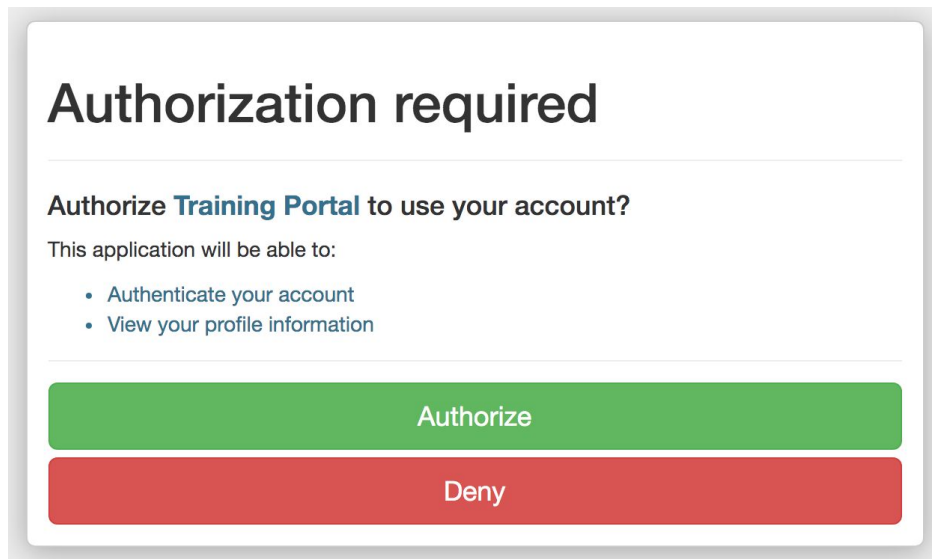
[Start Tutorial >](#)

Click “Continue” a total of “6” times as it shows you how to navigate the Training Portal.

Click “Complete”



Click “Authorize”



Hover over the course and click “Enroll”



SEARCH

0. CANVAS QUICK LAUNCH - ADAPTING TO ONLINE (1)

**Preparing to Launch**

Quickly move your course content from “on the ground” delivery to distance learning.

PROGRAM / 6 STEPS

The course card features a background image of a rocket launch with a large plume of white smoke. In the top right corner of the image area, there are two circular icons: one with a document and another with a list. The title 'Preparing to Launch' is in bold. Below the title is a short description. At the bottom, it indicates 'PROGRAM / 6 STEPS'.

Hover over the course and click “Enroll”



1. LEARNING PATHWAYS (4)

**K12 First Day Ready**

Learn how to be K12 First Day Ready. This Learning Pathway is comprised of four Courses and offers a certificate ...

Instructor Getting S K12

PROGRAM / 6 STEPS

The course card features a background image of a person sitting on a bench. Overlaid on the image are two buttons: 'PREVIEW' in a white rounded rectangle and 'ENROLL' in a blue rounded rectangle. The title 'K12 First Day Ready' is in bold. Below the title is a short description. Underneath the description are three tags: 'Instructor', 'Getting S', and 'K12'. At the bottom, it indicates 'PROGRAM / 6 STEPS'.

**Higher Education: First Day Ready**

Learn how to be First Day Ready. This Learning Pathway is comprised of four Courses and ...

PROGRAM / 6 STEPS

The course card features a background image of a stack of books. The top book is 'HUMANS OF NEW YORK' by Stephen King. Below it is another book titled 'MAGLEIGH' by 'THERAPIES'. In the top right corner of the image area, there are two circular icons: one with a document and another with a list. The title 'Higher Education: First Day Ready' is in bold. Below the title is a short description. At the bottom, it indicates 'PROGRAM / 6 STEPS'.

